

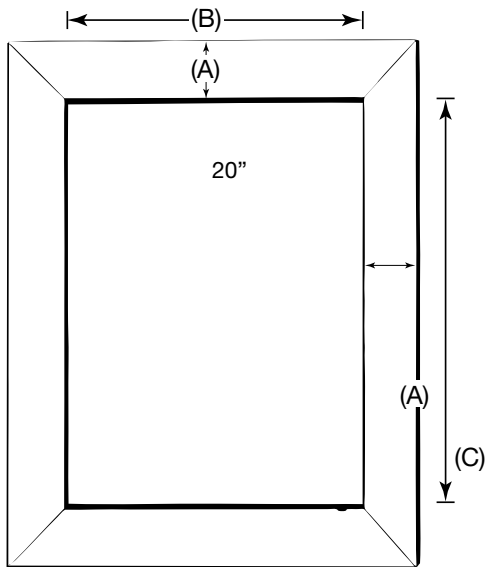
Radiance Medicine Cabinets

Contemporary (C)



- Satin Gray Anodized Aluminum Construction
- Pivot Door Hinge System (no visible hinges)
- Recessed or Optional Surface Mount Kit*
- When recessing cabinet, frame is flush to the wall
- 3-mirror Design (Front, Back, Behind Doors)
- Adjustable High-Polished $\frac{3}{8}$ " Tempered Glass Shelves
- Hinge Left or Right (reversible)



► Shown In: **Contemporary (C)**



Detail Of ►
Door Pull



Available in the following sizes:

Product Code	Overall Dimensions	Recessed (Rough Wall Opening)	Glass Shelf Depth	Mirror Size	A	B	C
SD RAD-C-S	18½" x 31"	14¾" x 27"	3⅜"	13¼" x 25¾"	2½"	13½"	25⅝"
MSK-RAD-S	Optional Mirrored Side Kit w/ Surface Mount Hardware						
SD RAD-C-L	27¼" x 33¼"	21" x 27"	3⅜"	19⅞" x 25¾"	3⅝"	21"	25⅝"
MSK-RAD-L	Optional Mirrored Side Kit w/ Surface Mount Hardware						
NEW TD-RAD-C-L	42" x 34"	34½" x 27"	3⅜"	33" x 25¾"	3⅝"	33½"	25⅝"
MSK-RAD-L	Optional Mirrored Side Kit w/ Surface Mount Hardware						
NEW TD-RAD-C-XL	51" x 40"	43¾" x 33"	3⅜"	42⅞" x 31¾"	3⅝"	43"	31⅝"
MSK-RAD-XL	Optional Mirrored Side Kit w/ Surface Mount Hardware						

Also available as a mirror. See page 51.